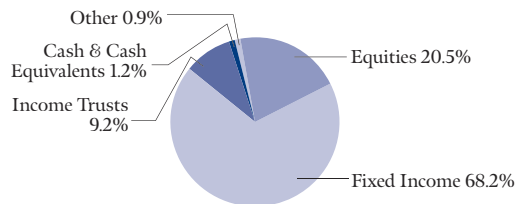


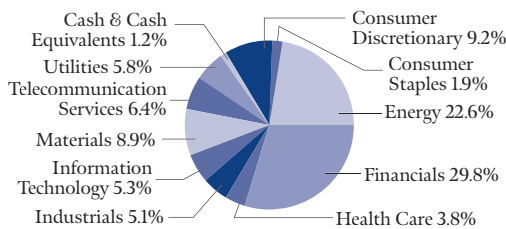
## INVESTMENT OBJECTIVE & STRATEGY

The Fund invests primarily in high yield, investment grade and convertible corporate bonds; government and real return bonds; and other income producing securities such as income trusts and dividend-paying equities. Acuity looks for securities with a history of steady interest, dividend or distribution payouts and whether such securities have the ability to sustain payouts for a reasonable period of time and are favourably priced with respect to these payout expectations.

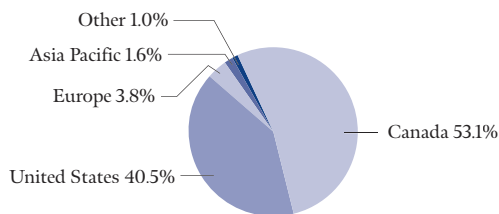
## ASSET ALLOCATION



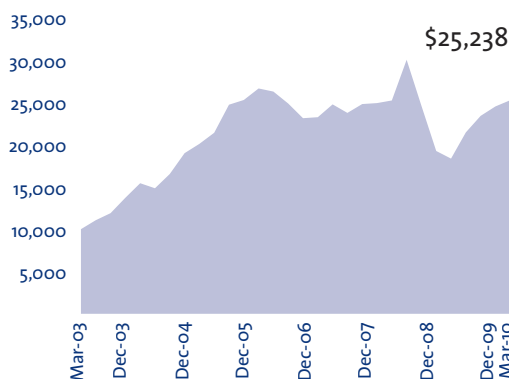
## SECTOR ALLOCATION



## GEOGRAPHICAL ALLOCATION



## VALUE OF \$10,000 INVESTED SINCE INCEPTION



## FUND FACTS

**Fund Type:** Global Fixed Income Balanced

**Advisor:** Acuity Investment Management Inc.

**Management Style:** Growth at Reasonable Price and Yield Management

**Distribution Policy:** \$0.085 per unit/month

**Date of Inception:** March 31, 2003

**Total Net Assets (millions):** \$257.7

### TOTAL COMPOUND RETURNS

(for the periods ending March 31, 2010)

3 Months	3.0%
6 Months	7.9%
1 Year	37.6%
3 Years	2.8%
5 Years	4.7%
Since Inception	14.1%

### CALENDAR YEAR RETURNS

(for the periods ending December 31)

2009	27.4%
2008	(22.7)%
2007	7.7%
2006	(8.5)%
2005	33.1%

### TOP 15 HOLDINGS

Holding	Sector	Country	%
Canadian Oil Sands Trust	Energy	Canada	1.9%
Just Energy Income Fund	Utilities	Canada	1.6%
Daylight Resources Trust	Energy	Canada	1.6%
Uranium One Inc. 7.5% - March 12, 2015	Energy	Canada	1.5%
First Uranium Corp. 7% - March 31, 2013	Materials	Canada	1.5%
Cathedral Energy Services Ltd.	Energy	Canada	1.5%
American General Finance Corporation 6.9% - December 15, 2017	Financials	United States	1.4%
Trilogy Energy Corp.	Energy	Canada	1.4%
Bank of Montreal	Financials	Canada	1.4%
HCA Inc. 9.25% - November 15, 2016	Health Care	United States	1.3%
Transalta Corp.	Utilities	Canada	1.3%
Royal Bank of Canada	Financials	Canada	1.2%
Cameco Corporation 5.67% - September 02, 2019	Energy	Canada	1.1%
GE Capital Canada Funding 5.68% - September 10, 2019	Financials	Canada	1.1%
Bank of Nova Scotia	Financials	Canada	1.1%

Commissions, trailing commissions, management fees and expenses all may be associated with mutual fund investments. Please read the prospectus before investing. The indicated rates of return are the calendar year and the historical annual compounded total returns including changes in unit value and reinvestment of all distributions and do not take into account sales, redemption, distribution or optional charges or income taxes payable by any security holder that would have reduced returns. Mutual funds are not guaranteed, their values change frequently and past performance may not be repeated. The payment of distributions is not guaranteed and may fluctuate.